

# colortile

ceramics & innovation

**Vetra**  
800x1600mm



**Ceramic blends with  
Innovation,  
Innovation in  
Ceramic happens.**

---



We have specialisation in manufacturing high-quality VITRIFIED and WALL TILES for every possible Architectural, Residential and Commercial use.

Colortile is one of the leading manufacturers of Glazed Vitrified Tiles and Ceramic Body Tiles in India. For over a decade now, Colortile has been innovating and manufacturing Floor and Wall Tiles with an aim to excel in the tile field and also to satisfy its ever-increasing client base.

We have installed a production capacity of over 22 million square meters per annum, spread over 3 manufacturing units at Morbi, Gujarat, India. Our factories are well-equipped with state-of-the-art technology and modernised laboratories to keep us ahead of the curve.

**Vetra**  
800x1600mm



## Grandeur in Scale

Inspired by the Grandeur of Peaks, our large surfaces bring uninterrupted visual flow and the majestic feel of mountains.



## True Craftsmanship

Just as true art is forged with skill and vision, so we forge the surface with extraordinary craftsmanship.

## Available Finish

### Matt

The art of subtlety & craftsmanship is captured in every matt surface.

### Glossy

Dazzle is perfected through skilled hands and curated surfaces.



# The Feel of Authenticity

---

Surface detailing brings realism and character, making the tile not only beautiful to look at, but also rich to the touch.



# Vetra

800x1600mm



## Quality Roots

We start with the finest raw materials, because great tiles – like great stories – need a strong beginning.



## Authenticity Refined

Born from nature's authentic textures, our tiles are meticulously crafted to enhance décor with an elite level of finish.

# The Poetry of Design Detailing

---

Design detailing whispers  
the soul of the tile,  
with each curve and line telling  
a delicate story etched in stone.



**colortile**  
ceramics & innovation

## Application areas



Residential



Commercial Building



Hotel, Café & Restaurant



Hospital



Airport



School & College



Gymnasium



Hall & Corridor



Super Market & Mall



Industry



Spa & Wellness Centres



Religious Place

## Technical specification



Long Durability



Easy to Clean



Impact Resistance



Hygienic Surface



Fire Resistance



Chemical Resistance



Frost Resistance



Low Water Absorption



Dimensional Stability




Easy Installation



Thermal Shock Resistance



Cracking Resistance



**Size**  
800x1600mm

**colortile**  
ceramics & innovation



**Tap to  
explore  
each product.**

Tap on the particular product to explore the full size view. Again tap on the preview to return to the main page.

**Glossy & Feather Matt  
Finish**




Arctic Bianco



Arctic Crema



Dexter Beige



Dexter Bianco



Dune Dawn



Dune Smoke



Montero Crema




Moonlace



Polar Silk



Russet Camel



Russet Snowflake



Sahara Dawn



Sahara Verde



Senior Bianco



Senior Oxford Grey



Solace Edge



Solace Oxford Grey



Veinflow Bianco



Veinflow Ivory



ARCTIC BIANCO

Mimics  
the coolness of  
the arctic marble,  
brings a pristine look

**800X1600MM | GLOSSY FINISH**

Its polished gloss reflects light  
beautifully, creating a sense of  
spaciousness and luxury in your space.





Lavish design,  
built with detailed  
craftsmanship  
that lasts forever



**800X1600MM | FEATHER MATT FINISH**

Witness the next level matt finish  
with minute crystal depth that  
resembles a feather touch.

ARCTIC  
BIANCO

colortile  
ceramics & innovation



800X1600MM | RANDOM: 04  
FINISH: FEATHER MATT & GLOSSY FINISH



Touch for  
360° View

●●● Back To Index



ARCTIC CREMA

Sublime shine  
with outstanding  
glazed layer  
for an exceptional look

**800X1600MM | GLOSSY FINISH**

An incredible glow created using  
premium glazing materials that  
ensure it lasts forever.





Opulent vibes  
exude from this  
classy surface,  
making a style statement



**800X1600MM | FEATHER MATT FINISH**

The delicate and silky matte texture  
with an amazing shade creates a  
modern and charismatic feel.

ARCTIC  
CREMA



800X1600MM | RANDOM: 04  
FINISH: FEATHER MATT & GLOSSY FINISH



Touch for  
360° View

●●● Back To Index



DEXTER BEIGE

Organic and  
fluid pattern with  
subtle shade

that mesmerizes all

**800X1600MM | GLOSSY FINISH**

Experience the stunning diagonal  
veins, crafted by our skilled R&D team  
and finished with a glorious shine.





Seamless look  
of patterns brings  
visual delight  
for every ambiance



**800X1600MM | FEATHER MATT FINISH**

Spectacular design combined with  
detailed textural finish simply  
enlighten your ambiance.

DEXTER  
BEIGE

**colortile**  
ceramics & innovation



800X1600MM | RANDOM: 04  
FINISH: FEATHER MATT & GLOSSY FINISH



Touch for  
360° View

●●● Back To Index



DEXTER BIANCO

Sleek & soft  
bianco undertone  
captivates

with its stone look

## **800X1600MM | GLOSSY FINISH**

These large format tiles with minimal joints creates a majestic ambiance & brings a grandeur feel.





Classy surface with  
unmatched quality  
and precision  
to deliver excellence



**800X1600MM | FEATHER MATT FINISH**

Designed with precision and  
excellence, it really  
showcases durability,  
strength and beauty.

DEXTER  
BIANCO

**colortile**  
ceramics & innovation



800X1600MM | RANDOM: 04  
FINISH: FEATHER MATT & GLOSSY FINISH



Touch for  
360° View

●●● Back To Index



DUNE DAWN

Cherish the  
ultimate shade  
sensation

for amazing decor

**800X1600MM | GLOSSY FINISH**

The finest blend of  
aesthetics, texture and  
durability that every  
architect truly swears by.





Surface tone  
loved by every  
architect  
for its premium feel



**800X1600MM | FEATHER MATT FINISH**

Create lasting beauty that  
remains timeless through  
changing trends &  
captivate all.

DUNE  
DAWN

**colortile**  
ceramics & innovation



800X1600MM | RANDOM: 04  
FINISH: FEATHER MATT & GLOSSY FINISH



Touch for  
360° View

●●● Back To Index



DUNE SMOKE

Designed for  
bold statements  
in interiors

with its glorious look

**800X1600MM | GLOSSY FINISH**

Built to ensure your home  
radiates style, luxury and  
unmatched excellence  
effortlessly.





Classy tone  
that truly delivers  
sophistication  
and mesmerizes everyone



**800X1600MM | FEATHER MATT FINISH**

Designed to inspire  
architects with seamless  
patterns and luxurious  
surface expression.

DUNE  
SMOKE



800X1600MM | RANDOM: 04  
FINISH: FEATHER MATT & GLOSSY FINISH



Touch for  
360° View

●●● Back To Index



MONTERO CREMA

Velvety feel  
that brings calm  
elegance  
and captures attention

**800X1600MM | GLOSSY FINISH**

Surface where textural depth  
meets polished artistry to  
create unforgettable spatial  
character.





Deep grain  
with pure tone  
captivates  
and elevates decor



**800X1600MM | FEATHER MATT FINISH**

A premium blend of  
texture, tone, and design  
that every architect truly  
admire.

MONTERO  
CREMA



800X1600MM | RANDOM: 04  
FINISH: FEATHER MATT & GLOSSY FINISH



Touch for  
360° View

●●● Back To Index



MOONLACE

Stone look  
loved by every  
designer  
for its lavish vibe



**800X1600MM | GLOSSY FINISH**

Our stunning surface is  
crafted to echo elegance,  
innovation and timeless  
architectural vision.



Epic ivory  
brings radiant  
elegance  
that shows your class



**800X1600MM | FEATHER MATT FINISH**

Elevating interiors with  
subtle veins, clean  
symmetry, and graceful  
surface tones.

MOONLACE



800X1600MM | RANDOM: 04  
FINISH: FEATHER MATT & GLOSSY FINISH



Touch for  
360° View

●●● Back To Index



POLAR SILK

Lavish  
vein imparts  
epic luxury  
to Your Majestic Home

**800X1600MM | GLOSSY FINISH**

Meticulously designed  
surface to transform  
your ordinary walls into  
artful experiences.





Warm tone  
that evokes  
a soft aura  
for a luxurious space



**800X1600MM | FEATHER MATT FINISH**

Seamless elegance and an  
impeccable finish on this  
stunning surface bring a  
timeless allure to home.

# POLAR SILK

**colortile**  
ceramics & innovation



800X1600MM | RANDOM: 04  
FINISH: FEATHER MATT & GLOSSY FINISH



Touch for  
360° View

●●● Back To Index



RUSSET CAMEL

Subtle glow  
invokes peaceful  
energy  
across every space

**800X1600MM | GLOSSY FINISH**

Elevating interiors with its  
subtle veins, clean  
symmetry and graceful  
surface tones.





Urban look  
with a detailed  
texture  
for your classy home



**800X1600MM | FEATHER MATT FINISH**

Textural richness of this  
surface flows across your  
space with calm yet  
commanding charm.

RUSSET  
CAMEL



800X1600MM | RANDOM: 04  
FINISH: FEATHER MATT & GLOSSY FINISH



Touch for  
360° View

●●● Back To Index



RUSSET SNOWFLAKE

Smooth polish  
beauty reflects light  
elegantly  
to enhance your d|cor

**800X1600MM | GLOSSY FINISH**

Surfaces with visual rhythm,  
structural honesty and premium  
expression for your décor.





Warm tone  
that evokes soft  
aura  
for luxurious space



**800X1600MM | FEATHER MATT FINISH**

It sets the new standard for  
style-conscious spaces and  
detail-obsessed designers.

RUSSET  
SNOWFLAKE



800X1600MM | RANDOM: 04  
FINISH: FEATHER MATT & GLOSSY FINISH



Touch for  
360° View

●●● Back To Index



SAHARA DAWN

Desert look  
built for epic  
ambiance  
that mesmerizes all

**800X1600MM | GLOSSY FINISH**

Authentic texture and subtle  
shade that blend  
architectural logic with  
emotional creativity.





Smoky base  
with depthful  
pattern  
in perfect harmony



**800X1600MM | FEATHER MATT FINISH**

Surface designed for those  
who believe surfaces should  
be seen, felt and  
remembered.

# SAHARA DAWN

**colortile**  
ceramics & innovation



800X1600MM | RANDOM: 04  
FINISH: FEATHER MATT & GLOSSY FINISH



Touch for  
360° View

●●● Back To Index



SAHARA VERDE

Desert vein  
defines a  
bold statement  
for every elite project

**800X1600MM | GLOSSY FINISH**

Designed to inspire  
architects with seamless  
patterns and luxurious  
surface expression.





Marble feel  
brings an epic  
elegance  
for a bold decor



**800X1600MM | FEATHER MATT FINISH**

Crafted textures that  
effortlessly blend artistic  
design with refined structural  
precision.

# SAHARA VERDE

**colortile**  
ceramics & innovation



800X1600MM | RANDOM: 04  
FINISH: FEATHER MATT & GLOSSY FINISH



Touch for  
360° View

●●● Back To Index



SENIOR BIANCO

Fluid designs  
create graceful  
movement

across your walls

**800X1600MM | GLOSSY FINISH**

Built for designers and  
architects who appreciate  
every curve, vein and  
crafted detail.





Abstract artistry  
transforms walls  
to galleries  
with its lavish charm



**800X1600MM | FEATHER MATT FINISH**

These surfaces are born  
from research, creativity  
and uncompromising  
attention to detail.

SENIOR  
BIANCO

**colortile**  
ceramics & innovation



800X1600MM | RANDOM: 04  
FINISH: FEATHER MATT & GLOSSY FINISH



Touch for  
360° View

●●● Back To Index



SENIOR OXFORD GREY

Glistening sheen  
illuminates your  
every corner  
with pure delight

**800X1600MM | GLOSSY FINISH**

Surface beauty that ages  
gracefully with structure, shine  
and surface depth.





Clean lines  
bring a minimalist  
sophistication

In your ambiance



**800X1600MM | FEATHER MATT FINISH**

It is crafted to deliver quiet  
sophistication through every  
glance and touch.

SENIOR  
OXFORD GREY

**colortile**  
ceramics & innovation



800X1600MM | RANDOM: 04  
FINISH: FEATHER MATT & GLOSSY FINISH



Touch for  
360° View

●●● Back To Index



SOLACE EDGE

Exciting raw  
stone based flowing  
patterns  
for a glorious home

**800X1600MM | GLOSSY FINISH**

Precision-crafted with vibrant  
veins and whisper-soft surface  
clarity, it captivates all.





Fluid and  
detailed veins  
captivate  
and show your class



**800X1600MM | FEATHER MATT FINISH**

It is enriched with finishes that  
reflect class, texture and  
timeless design values.

# SOLACE EDGE

**colortile**  
ceramics & innovation



800X1600MM | RANDOM: 04  
FINISH: FEATHER MATT & GLOSSY FINISH



Touch for  
360° View

●●● Back To Index



SOLACE OXFORD GREY

Majestic look  
adorned with  
stellar design  
truly makes a statement



**800X1600MM | GLOSSY FINISH**

The stunning veins and  
sophisticated finishes redefine  
your modern spatial aesthetics.



Lavish tones  
ensure enduring  
ambiance  
and visual appeal



**800X1600MM | FEATHER MATT FINISH**

Subtle tone and bold pattern  
for your truly magnificent and  
exceptional ambiance

SOLACE  
OXFORD GREY

**colortile**  
ceramics & innovation



800X1600MM | RANDOM: 04  
FINISH: FEATHER MATT & GLOSSY FINISH



Touch for  
360° View

●●● Back To Index



VEINFLOW BIANCO

Relish the  
ultimate pattern  
elegance  
that amazes everyone



**800X1600MM | GLOSSY FINISH**

These exceptional  
surfaces are made for  
decor that demand more  
than just aesthetics.



Exquisite craft  
with perfectly detailed  
patterns  
truly mesmerize all



**800X1600MM | FEATHER MATT FINISH**

Glorious shade with dazzling  
veins make every space  
stand out with understated  
brilliance.

# VEINFLOW BIANCO

**colortile**  
ceramics & innovation



800X1600MM | RANDOM: 04  
FINISH: FEATHER MATT & GLOSSY FINISH



Touch for  
360° View

●●● Back To Index



**VEINFLOW IVORY**

Ivory veins  
with stunning  
beauty

to highlight your home

**800X1600MM | GLOSSY FINISH**

Let every room  
breathe with refined  
veins and beautifully  
structured finesse.





The fabulous  
design with raw  
stone feel  
enhances your ambiance



**800X1600MM | FEATHER MATT FINISH**

Detailed craftsmanship in  
patterns reflects  
sophistication and  
flamboyance in your home.

# VEINFLOW IVORY

**colortile**  
ceramics & innovation



800X1600MM | RANDOM: 04  
FINISH: FEATHER MATT & GLOSSY FINISH



Touch for  
360° View

●●● Back To Index

# Technical Specification of 800x1600mm

## Colortile Quality Standards

Standards according to **ISO 13006: Annex G - EN 14411: Annex G**. Dry - Pressed Ceramic Tiles. **Group BIa (Eb 0.5%)**

Technical Feature		Test Method	Requirements		Colortile Values	
			%	mm	%	mm
Dimensions and Surface Quality	Length and Width	UNI EN ISO 10545-2	± 0.6%	± 2.0	± 0.20%	± 1.0
	Thickness		± 5.0%	± 0.5	± 5.00%	± 0.5
	Straightness of Sides		± 0.5%	± 1.5	± 0.20%	± 1.0
	Rectangularity		± 0.5%	± 2.0	± 0.20%	± 1.2
	Surface Flatness		± 0.5%	± 2.0	± 0.20%	± 1.2
	a) Centre curvature		± 0.5%	± 2.0	± 0.20%	± 1.2
	b) Edge curvature		± 0.5%	± 2.0	± 0.20%	± 1.2
	c) Warpage		± 0.5%	± 2.0	± 0.20%	± 1.2
	Surface Quality		A minimum of 95% of the tiles shall be free from visible defects that would impair the appearance of a major area of tiles.		Compliant	
Physical Properties	Water Absorption	UNI EN ISO 10545-3	$E_b \leq 0.5\%$ Individual maximum : 0.6% (absorbed water mass)		$E_b \leq 0.1\%$ (absorbed water mass)	
	Breaking Strength	UNI EN ISO 10545-4	Min. 1300 N		$\geq 1700$ N	
	Modulus of Rupture		Average minimum 35 N/mm <sup>2</sup> Individual minimum 32 N/mm <sup>2</sup>		$\geq 37$ N/mm <sup>2</sup>	
	Frost Resistance	UNI EN ISO 10545-12	Required		Compliant	
	Coefficient of Linear Thermal Expansion From Ambient Temperature to 100°C	UNI EN ISO 10545-8	Required		$6 \times 10^{-6}$ K <sup>-1</sup> max	
	Scratch Hardness (Mohs scale)	EN 101	Declared by the producer		3 to 6 Depends on Finish & Color	
	Crazing Resistance	UNI EN ISO 10545-11	Declared by the producer		4 Cycle Pass	
Chemical Properties	Resistance to Staining	UNI EN ISO 10545-14	Minimum Class 3		5	
	Resistance to Household Chemicals and Swimming Pool Salts	UNI EN ISO 10545-13	Minimum GB		GA	
	Resistance to Low Concentrations of Acids and Alkalis		To be reported		GLA	
	Resistance to High Concentrations of Acids and Alkalis		To be reported		GHA	

Packing Details

Standard Pallet Packing

Pallet Type	Size	Thickness	pcs / Box	m <sup>2</sup> / Box	kg / Box (Approx.)	Box / Pallet	m <sup>2</sup> / Pallet	Pallet Size
A	800x1600mm	9.0mm	2 pcs	2.56 Sq. Mtr.	51.0 kg	48	122.88 Sq. Mtr.	1100x1100mm
B	800x1600mm	9.0mm	2 pcs	2.56 Sq. Mtr.	51.0 kg	12	30.72 Sq. Mtr.	750x1600mm
C	800x1600mm	9.0mm	2 pcs	2.56 Sq. Mtr.	51.0 kg	30	76.80 Sq. Mtr.	750x1600mm

A Display Panel  
that gives a real-time  
experience

Represent the key infographics regarding vivid finishes through our carefully curated presentation panels. These display stands are positioned in a strategic manner to infuse the appeal of any surface and provide room for customization.



Vetra  
800x1600mm

Panel Size : 4x8 Feet





**Color Granito Pvt. Ltd.**

At. Ratavirda Village, Sartanpar Road,  
Tal. Wankaner - 363 621, Dist. Morbi, Gujarat, INDIA

Cell: +91 95120 08815

[info@colortile.in](mailto:info@colortile.in) | [www.colortile.in](http://www.colortile.in)

